

<b>General information about company</b>	
Scrip code	531503
Name of the company	MARIS SPINNERS LIMITED
Whether company is SME	Yes
Class of Security	Equity Shares
Type of report	Quarterly
Quarter Ended / Half year ended/Date of Report (For Prelisting / Allotment)	31-03-2017
Date of allotment / extinguishment (in case Capital Restructuring selected) / Listing Date	
Shareholding pattern filed under	Regulation 31 (1) (b)



Sr. No.	Particular	Yes/No
1	Whether the Listed Entity has issued any partly paid up shares?	Yes
2	Whether the Listed Entity has issued any Convertible Securities ?	No
3	Whether the Listed Entity has issued any Warrants ?	No
4	Whether the Listed Entity has any shares against which depository receipts are issued?	No
5	Whether the Listed Entity has any shares in locked-in?	No
6	Whether any shares held by promoters are pledge or otherwise encumbered?	No
7	Whether company has equity shares with differential voting rights?	No




Table I - Summary Statement holding of specified securities

Category (I)	Category of shareholder (II)	Nos. Of shareholders (III)	No. of fully paid up equity shares held (IV)	No. Of Partly paid-up equity shares held (V)	No. Of shares underlying Depository Receipts (VI)	Total nos. shares held (VII) = (IV)+(V)+(VI)	Shareholding as a % of total no. of shares (calculated as per SCRR, 1957) (VIII) As a % of (A+B+C2)	Number of Voting Rights held in each class of securities (IX)			
								No of Voting (XIV) Rights			Total as a % of (A+B+C)
								Class eg: X	Class eg:y	Total	
(A)	Promoter & Promoter Group	15	5882760	0		5882760	71.98	5882760		5882760	74.39
(B)	Public	1185	2025400	264200		2289600	28.02	2025400		2025400	25.61
(C)	Non Promoter-Non Public										
(C1)	Shares underlying DRs										
(C2)	Shares held by Employee Trusts										
	Total	1200	7908160	264200		8172360	100	7908160		7908160	100



Table I - Summary Statement holding of specified securities										
Category (I)	Category of shareholder (II)	No. Of Shares Underlying Outstanding convertible securities (X)	No. of Shares Underlying Outstanding Warrants (Xi)	No. Of Shares Underlying Outstanding convertible securities and No. Of Warrants (Xi) (a)	Shareholding , as a % assuming full conversion of convertible securities ( as a percentage of diluted share capital) (XI)= (VII)+(X) As a % of (A+B+C2)	Number of Locked in shares (XII)		Number of Shares pledged or otherwise encumbered (XIII)		Number of equity shares held in dematerialized form (XIV)
						No. (a)	As a % of total Shares held (b)	No. (a)	As a % of total Shares held (b)	
(A)	Promoter & Promoter Group				71.98					5658710
(B)	Public				28.02					1217455
(C)	Non Promoter-Non Public									
(C1)	Shares underlying DRs									
(C2)	Shares held by Employee Trusts									
	Total				100					6876165



Table II - Statement showing shareholding pattern of the Promoter and Promoter Group											
Sr.	Category & Name of the Shareholders (I)	Nos. Of shareholders (III)	No. of fully paid up equity shares held (IV)	No. Of Partly paid-up equity shares held (V)	No. Of shares underlying Depository Receipts (VI)	Total nos. shares held (VII) = (IV)+(V)+(VI)	Shareholding as a % of total no. of shares (calculated as per SCRR, 1957) (VIII) As a % of (A+B+C2)	Number of Voting Rights held in each class of securities (IX)			
								No of Voting (XIV) Rights			Total as a % of Total Voting rights
								Class eg: X	Class eg:y	Total	
A	Table II - Statement showing shareholding pattern of the Promoter and Promoter Group										
(1)	Indian										
(a)	Individuals/Hindu undivided Family	13	5532760	0		5532760	67.7	5532760		5532760	69.96
(d)	Any Other (specify)	2	350000	0		350000	4.28	350000		350000	4.43
Sub-Total (A)(1)		15	5882760	0		5882760	71.98	5882760		5882760	74.39
(2)	Foreign										
Total Shareholding of Promoter and Promoter Group (A)= (A)(1)+(A)(2)		15	5882760	0		5882760	71.98	5882760		5882760	74.39
B	Table III - Statement showing shareholding pattern of the Public shareholder										
(1)	Institutions										
(a)	Mutual Funds	1	600	0		600	0.01	600		600	0.01
(f)	Financial Institutions/ Banks	2	607500	0		607500	7.43	607500		607500	7.68
Sub-Total (B)(1)		3	608100	0		608100	7.44	608100		608100	7.69
(3)	Non-institutions										
(a(i))	Individuals - i. Individual shareholders holding nominal share capital up to Rs. 2 lakhs.	1148	1077554	241700		1319254	16.14	1077554		1077554	13.63
(a(ii))	Individuals - ii. Individual shareholders holding nominal share capital in excess of Rs. 2 lakhs.	5	315128	0		315128	3.86	315128		315128	3.98
(e)	Any Other (specify)	29	24618	22500		47118	0.58	24618		24618	0.31
Sub-Total (B)(3)		1182	1417300	264200		1681500	20.58	1417300		1417300	17.92
Total Public Shareholding (B)=(B)(1)+(B)(3)		1185	2025400	264200		2289600	28.02	2025400		2025400	25.61

(B)(2)+(B) (3)											
C	Table IV - Statement showing shareholding pattern of the Non Promoter- Non Public shareholder										
Total ( A+B+C2 )		1200	7908160	264200		8172360	100	7908160		7908160	100
Total (A+B+C )		1200	7908160	264200		8172360	100	7908160		7908160	100






Table II - Statement showing shareholding pattern of the Promoter and Promoter Group									
Sr.	No. Of Shares Underlying Outstanding convertible securities (X)	No. of Shares Underlying Outstanding Warrants (Xi)	No. Of Shares Underlying Outstanding convertible securities and No. Of Warrants (Xi) (a)	Shareholding , as a % assuming full conversion of convertible securities ( as a percentage of diluted share capital) (XI)= (VII)+(X) As a % of (A+B+C2)	Number of Locked in shares (XII)		Number of Shares pledged or otherwise encumbered (XIII)		Number of equity shares held in dematerialized form (XIV)
					No. (a)	As a % of total Shares held (b)	No. (a)	As a % of total Shares held (b)	
A	Table II - Statement showing shareholding pattern of the Promoter and Promoter Group								
(1)	Indian								
(a)				67.7					5333710
(d)				4.28					325000
Sub-Total (A) (1)				71.98					5658710
(2)	Foreign								
Total Shareholding of Promoter and Promoter Group (A)= (A)(1)+(A)(2)				71.98					5658710
B	Table III - Statement showing shareholding pattern of the Public shareholder								
(1)	Institutions								
(a)				0.01					0
(f)				7.43					607500
Sub-Total (B) (1)				7.44					607500
(3)	Non-institutions								
(a(i))				16.14					391709
(a(ii))				3.86					201128
(e)				0.58					17118
Sub-Total (B) (3)				20.58					609955
Total Public Shareholding (B)=(B)(1)+(B)(2)+(B)(3)				28.02					1217455
C	Table IV - Statement showing shareholding pattern of the Non Promoter- Non Public shareholder								
Total (A+B+C2)				100					6876165
Total (A+B+C)				100					6876165




Individuals/Hindu undivided Family							
Searial No.	1	2	3	4	5	6	7
Name of the Shareholders (I)	ANANDKUMAR RENGASWAMY	ANANDKUMAR RENGASWAMY-HUF	RAGHURAMANT	M RENGASWAMY	JAYARAM-HUF	JAYARAM	THANGAVELU RAGHURAMANT-HUF
PAN (II)	AEDPA9870K	AAHR5215A	AAIPR3095C	AAFPR8447M	AAAHJ2516A	AAIPJ0605J	AAAHT1035Q
No. of fully paid up equity shares held (IV)	998000	790360	700040	643720	458900	448525	445100
No. Of Partly paid-up equity shares held (V)	0	0	0	0	0	0	0
No. Of shares underlying Depository Receipts (VI)							
Total nos. shares held (VII) = (IV)+ (V)+ (VI)	998000	790360	700040	643720	458900	448525	445100
Shareholding as a % of total no. of shares (calculated as per SCRR, 1957) (VIII) As a % of (A+B+C2)	12.21	9.67	8.57	7.88	5.62	5.49	5.45
Number of Voting Rights held in each class of securities (IX)							
Class eg: X	998000	790360	700040	643720	458900	448525	445100
Class eg: y							
Total	998000	790360	700040	643720	458900	448525	445100
Total as a % of Total Voting rights	12.62	9.99	8.85	8.14	5.8	5.67	5.63
No. Of Shares Underlying Outstanding convertible securities (X)							
No. of Shares Underlying Outstanding Warrants (Xi)							
No. Of Shares Underlying Outstanding convertible securities and No. Of Warrants (Xi) (a)							
Shareholding , as a % assuming full conversion of convertible securities (as a							







percentage of diluted share capital) (XI)= (VII)+(XI)(a) As a % of (A+B+C2)	12.21	9.67	8.57	7.88	5.62	5.49	5.45
Number of Locked in shares (XII)							
No. (a)							
As a % of total Shares held (b)							
Number of Shares pledged or otherwise encumbered (XIII)							
No. (a)							
As a % of total Shares held (b)							
Number of equity shares held in dematerialized form (XIV)	998000	790360	700040	643720	458900	448525	445100
Reason for not providing PAN							
Reason for not providing PAN							



Individuals/Hindu undivided Family						
Searial No.	8	9	10	11	12	13
Name of the Shareholders (I)	G. RAVINDRAN	JAYARAMAN KARTHIK NARAYAN	M RENGASWAMY-HUF	S GEETANJALI	KAMALA T	KRITHYA JAYARAMAN
PAN (II)	AAAHG2634N	AWGPK8509A	AAFHR6593A	ABDPS0865K	AAOPK6705C	AANPK6323K
No. of fully paid up equity shares held (IV)	249600	217715	209500	199050	152250	20000
No. Of Partly paid-up equity shares held (V)	0	0	0	0	0	0
No. Of shares underlying Depository Receipts (VI)						
Total nos. shares held (VII) = (IV)+(V)+(VI)	249600	217715	209500	199050	152250	20000
Shareholding as a % of total no. of shares (calculated as per SCRR, 1957) (VIII) As a % of (A+B+C2)	3.05	2.66	2.56	2.44	1.86	0.24
Number of Voting Rights held in each class of securities (IX)						
Class eg:X	249600	217715	209500	199050	152250	20000
Class eg:y						
Total	249600	217715	209500	199050	152250	20000
Total as a % of Total Voting rights	3.16	2.75	2.65	2.52	1.93	0.25
No. Of Shares Underlying Outstanding convertible securities (X)						
No. of Shares Underlying Outstanding Warrants (Xi)						
No. Of Shares Underlying Outstanding convertible securities and No. Of Warrants (Xi) (a)						
Shareholding , as a % assuming full conversion of convertible securities (as a percentage of diluted share capital) (XI)= (VII) +(Xi)(a) As a % of (A+B+C2)	3.05	2.66	2.56	2.44	1.86	0.24
Number of Locked in shares (XII)						



No. (a)						
As a % of total Shares held (b)						
Number of Shares pledged or otherwise encumbered (XIII)						
No. (a)						
As a % of total Shares held (b)						
Number of equity shares held in dematerialized form (XIV)	249600	217715	209500	0	152250	20000
Reason for not providing PAN						
Reason for not providing PAN						



<b>Individuals/Hindu undivided Family</b>	
Serial No.	
Name of the Shareholders (I)	Click here to go back
PAN (II)	Total
No. of fully paid up equity shares held (IV)	5532760
No. Of Partly paid-up equity shares held (V)	0
No. Of shares underlying Depository Receipts (VI)	
Total nos. shares held (VII) = (IV)+(V)+(VI)	5532760
Shareholding as a % of total no. of shares (calculated as per SCRR, 1957) (VIII) As a % of (A+B+C2)	67.7
<b>Number of Voting Rights held in each class of securities (IX)</b>	
Class eg:X	5532760
Class eg:y	
Total	5532760
Total as a % of Total Voting rights	69.96
No. Of Shares Underlying Outstanding convertible securities (X)	
No. of Shares Underlying Outstanding Warrants (Xi)	
No. Of Shares Underlying Outstanding convertible securities and No. Of Warrants (Xi) (a)	
Shareholding , as a % assuming full conversion of convertible securities (as a percentage of diluted share capital) (XI)= (VII) +(Xi)(a) As a % of (A+B+C2)	67.7
<b>Number of Locked in shares (XII)</b>	
No. (a)	




As a % of total Shares held (b)	
Number of Shares pledged or otherwise encumbered (XIII)	
No. (a)	
As a % of total Shares held (b)	
Number of equity shares held in dematerialized form (XIV)	5333710
Reason for not providing PAN	
Reason for not providing PAN	




Any Other (specify)			
Serial No.	1	2	
Category	Bodies Corporate	Bodies Corporate	<a href="#">Click here to go back</a>
Name of the Shareholders (I)	MARIS HOTELS AND THEATRES PRIVATE LIMITED	SUBHADRA ALLOYS PRIVATE LIMITED	
PAN (II)	AAACM2174N	AAECS8470P	Total
No. of the Shareholders (I)	1	1	2
No. of fully paid up equity shares held (IV)	325000	25000	350000
No. Of Partly paid-up equity shares held (V)	0	0	0
No. Of shares underlying Depository Receipts (VI)			
Total nos. shares held (VII) = (IV)+(V)+(VI)	325000	25000	350000
Shareholding as a % of total no. of shares (calculated as per SCRR, 1957) (VIII) As a % of (A+B+C2)	3.98	0.31	4.28
Number of Voting Rights held in each class of securities (IX)			
Class eg: X	325000	25000	350000
Class eg: y			
Total	325000	25000	350000
Total as a % of Total Voting rights	4.11	0.32	4.43
No. Of Shares Underlying Outstanding convertible securities (X)			
No. of Shares Underlying Outstanding Warrants (Xi)			
No. Of Shares Underlying Outstanding convertible securities and No. Of Warrants (Xi) (a)			
Shareholding , as a % assuming full conversion of convertible securities (as a percentage of diluted share	3.98	0.31	4.28



capital) (XI)= (VII) +(X) As a % of (A+B+C2)			
Number of Locked in shares (XII)			
No. (a)			
As a % of total Shares held (b)			
Number of Shares pledged or otherwise encumbered (XIII)			
No. (a)			
As a % of total Shares held (b)			
Number of equity shares held in dematerialized form (XIV)	325000	0	325000
Reason for not providing PAN			



Financial Institutions/ Banks			
Searial No.	1	2	
Name of the Shareholders (I)	ICICI BANK LTD	THE KARUR VYSYA BANK LTD	<a href="#">Click here to go back</a>
PAN (II)	AAACI1195H	AAACT3373J	Total
No. of fully paid up equity shares held (IV)	400000	207500	607500
No. Of Partly paid-up equity shares held (V)	0	0	0
No. Of shares underlying Depository Receipts (VI)			
Total nos. shares held (VII) = (IV)+ (V)+ (VI)	400000	207500	607500
Shareholding as a % of total no. of shares (calculated as per SCRR, 1957) (VIII) As a % of (A+B+C2)	4.89	2.54	7.43
Number of Voting Rights held in each class of securities (IX)			
Class eg: X	400000	207500	607500
Class eg:y			
Total	400000	207500	607500
Total as a % of Total Voting rights	5.06	2.62	7.68
No. Of Shares Underlying Outstanding convertible securities (X)			
No. of Shares Underlying Outstanding Warrants (Xi)			
No. Of Shares Underlying Outstanding convertible securities and No. Of Warrants (Xi) (a)			
Shareholding , as a % assuming full conversion of convertible securities (as a percentage of diluted share capital) (XI)= (VII) +(X) As a % of (A+B+C2)	4.89	2.54	7.43
Number of Locked in shares (XII)			
No. (a)			





As a % of total Shares held (b)			
Number of equity shares held in dematerialized form (XIV)	400000	207500	607500
Reason for not providing PAN			
Reason for not providing PAN			



<b>Individuals - ii. Individual shareholders holding nominal share capital in excess of Rs. 2 lakhs.</b>		
Serial No.	1	
Name of the Shareholders (I)	RAJESH NATHMAL KABRA	<a href="#">Click here to go back</a>
PAN (II)	AASPK9851H	Total
No. of fully paid up equity shares held (IV)	152068	152068
No. Of Partly paid-up equity shares held (V)	0	0
No. Of shares underlying Depository Receipts (VI)		
Total nos. shares held (VII) = (IV)+ (V)+ (VI)	152068	152068
Shareholding as a % of total no. of shares (calculated as per SCRR, 1957) (VIII) As a % of (A+B+C2)	1.86	1.86
Number of Voting Rights held in each class of securities (IX)		
Class eg: X	152068	152068
Class eg:y		
Total	152068	152068
Total as a % of Total Voting rights	1.92	1.92
No. Of Shares Underlying Outstanding convertible securities (X)		
No. of Shares Underlying Outstanding Warrants (Xi)		
No. Of Shares Underlying Outstanding convertible securities and No. Of Warrants (Xi) (a)		
Shareholding , as a % assuming full conversion of convertible securities (as a percentage of diluted share capital) (XI)= (VII) +(X) As a % of (A+B+C2)	1.86	1.86
Number of Locked in shares (XII)		
No. (a)		



As a % of total Shares held (b)		
Number of equity shares held in dematerialized form (XIV)	152068	152068
Reason for not providing PAN		
Reason for not providing PAN		



Any Other (specify)			
Searial No.	1	2	
Category	Bodies Corporate	HUF	
Category / More than 1 percentage	Category	Category	
Name of the Shareholders (I)			<a href="#">Click here to go back</a>
PAN (II)			Total
No. of the Shareholders (I)	24	5	29
No. of fully paid up equity shares held (IV)	22085	2533	24618
No. Of Partly paid-up equity shares held (V)	22500	0	22500
No. Of shares underlying Depository Receipts (VI)			
Total nos. shares held (VII) = (IV)+ (V)+ (VI)	44585	2533	47118
Shareholding as a % of total no. of shares (calculated as per SCRR, 1957) (VIII) As a % of (A+B+C2)	0.55	0.03	0.58
Number of Voting Rights held in each class of securities (IX)			
Class eg: X	22085	2533	24618
Class eg: y			
Total	22085	2533	24618
Total as a % of Total Voting rights	0.28	0.03	0.31
No. Of Shares Underlying Outstanding convertible securities (X)			
No. of Shares Underlying Outstanding Warrants (Xi)			
No. Of Shares Underlying Outstanding convertible securities and No. Of Warrants (Xi) (a)			
Shareholding , as a % assuming full conversion of convertible securities (as a percentage of	0.55	0.03	0.58



diluted share capital) (XI)= (VII) + (X) As a % of (A+B+C2)			
<b>Number of Locked in shares (XII)</b>			
No. (a)			
As a % of total Shares held (b)			
Number of equity shares held in dematerialized form (XIV)	14585	2533	17118
<b>Reason for not providing PAN</b>			
Reason for not providing PAN			

