

Annexure - I

Holding of specified securities ( Statement Showing Shareholding Pattern )

1. Name of Listed Entity : MARIS SPINNERS LIMITED
2. Scrip Code / Name of Scrip / Class of Security 531503 / / EQUITY
3. Share Holding Pattern Filed under: Reg. 31(1)(a) / Reg. 31(1)(b) / Reg.31(1)(c)
  - a. If under 31(1)(b) then indicate the report for Quarter ending 31-Dec-2015
  - b. If under 31(1)(c) then indicate date of allotment/extinguishment 31-Dec-2015
4. Declaration: The Listed entity is required to submit the following declaration to the extent of submission of information:-

Particulars	Yes*	No*
1 Whether the Listed Entity has issued any partly paid up shares?	YES	NO
2 Whether the Listed Entity has issued any Convertible Securities or Warrants?		NO
3 Whether the Listed Entity has any shares against which depository receipts are issued?		NO
4 Whether the Listed Entity has any shares in locked-in?	YES	
5 Whether any shares held by promoters are pledge or otherwise encumbered?		NO

5. The tabular format for disclosure of holding of specified securities is as follows:-




Table I - Summary Statement holding of specified securities

Category (I)	Category of Shareholder (II)	Nos. of Shareholders (III)	No. of fully paid up equity shares held (IV)	No. of Partly paid-up equity shares held (V)	No. of shares underlying Depository Receipts (VI)	Total nos. shares held (VII) = (IV)+(V)+ (VI)	Shareholding as a % of total no. of shares (calculated as per SCRR, 1957) (VIII) As a % of (A+B+C2)	Number of Voting Rights held in each class of securities (IX)			No. of Shares Underlying Outstanding convertible securities (including Warrants) (X)	Shareholding, as a % assuming full conversion of convertible securities (as a percentage of diluted share capital) (XI) = (VII)+(X)	Number of Locked in shares (XII)		Number of Shares pledged or otherwise encumbered (XIII)		Number of equity shares held in dematerialized form (XIV)	
								No of Voting Rights					Total as a % of (A+B+C)	No.(a)	As a % of total Shares held (b)	No.(a)		As a % of total Shares held (b)
								Class eg: X	Class eg: Y	Total								
A	PROMOTER & PROMOTER GROUP	16	5882760	0	0	5882760	71.98	0	0	0	0	0	224050	3.81	0	0	5658710	
B	PUBLIC	1152	2004600	285000	0	2289600	28.02	0	0	0	0	0	0	0	0	0	0	1131355
C	NON PROMOTER-NON PUBLIC	0	0	0	0	0	0	0	0	0	0	0	0	0	0	0	0	0
C1	SHARES UNDERLYING DRS	0	0	0	0	0	0	0	0	0	0	0	0	0	0	0	0	0
C2	SHARES HELD BY EMPLOYEE TRUSTS	0	0	0	0	0	0	0	0	0	0	0	0	0	0	0	0	0
	Total	1168	7887360	285000	0	8172360	100	0	0	0	0	0	224050	2.74	0	0	6790065	




Table II

Table II - Statement showing shareholding pattern of the Promoter and Promoter Group

	Category & Name of the Shareholders (I)	PAN (II)	Nos. of Shareholder (III)	No. of fully paid up equity shares held (IV)	Partly paid-up equity shares held (V)	No. of shares underlying Depository Receipts (VI)	Total nos. shares held (VII) = IV + V + VI)	Shareholding % calculated as per SCRR, 1957 As a % of (A+B+C2) (VIII)	Number of Voting Rights held in each class of securities (IX)			No. of Shares Underlying Outstanding convertible securities (including Warrants) (X)	Shareholding, as a % assuming full conversion of convertible securities (as a percentage of diluted share capital) (XI) = (VII)+(X) as a % of A+B+C2	Number of Locked in shares (XII)		Number of Shares pledged or otherwise encumbered (XIII)		Number of equity shares held in dematerialized form (XIV)	
									No. of Voting Rights Class X	Class Y	Total			Total as a % of Total Voting rights	No.(a)	As a % of total Shares held (b)	No.(a)		As a % of total Shares held (b)
1.	INDIAN																		
a.	Individuals/Hindu undivided Family		13	5532760	0	0	5532760	67.7	0	0	0	0	0	199050	3.38	0	0	5333710	
	Names :																		
	ANANDKUMAR RENGASWAMY	AEPA9870K		998000			998000	12.21				0	0	0	0	0	0	998000	
	ANANDKUMAR RENGASWAMY	AAHR5215A		790360			790360	9.67				0	0	0	0	0	0	790360	
	RAGHURAMAN T	AAIPR3095C		700040			700040	8.57				0	0	0	0	0	0	700040	
	M RENGASWAMY	AAIPR8447M		643720			643720	7.88				0	0	0	0	0	0	643720	
	JAYARAM	AAAHJ2516A		458900			458900	5.62				0	0	0	0	0	0	458900	
	JAYARAM	AAIPJ0605J		448525			448525	5.49				0	0	0	0	0	0	448525	
	JAYARAM	AAAHJ2516A		445100			445100	5.45				0	0	0	0	0	0	445100	
	THANGAVELU RAGHURAMAN	AAHT1035Q		249600			249600	3.05				0	0	0	0	0	0	249600	
	G RAVINDRAN	AAAHG2634N		217715			217715	2.69				0	0	0	0	0	0	217715	
	JAYARAMAN KARTHIK NARAYAN	AAWPK8509A		209500			209500	2.56				0	0	0	0	0	0	209500	
	M RENGASWAMY	AAAFR6593A		199050			199050	2.44				0	199050	3.38	0	0	0	0	
	S GEETANJALI	AAOPK6705C		152250			152250	1.86				0	0	0	0	0	0	152250	
	KAMALA T	AAOPK6705C		20000			20000	0.24				0	0	0	0	0	0	20000	
	KRITHYA JAYARAMAN	AAANPK6323K																	
b.	Central Government/ State Government(s)		0	0	0	0	0	0	0	0	0	0	0	0	0	0	0	0	
c.	Financial Institutions/ Banks		0	0	0	0	0	0	0	0	0	0	0	0	0	0	0	0	
d.	ANY OTHER Bodies Corporate		3	350000	0	0	350000	4.28	0	0	0	0	0	25000	0.42	0	0	325000	
	Names :																		
	MARIS HOTELS AND THEATRES PRIVATE LIMITED	AAACM2174N		325000			325000	3.98				0	0	0	0	0	0	325000	
	SUBHADRA ALLOYS PRIVATE LIMITED			20000			20000	0.24				0	20000	0.34	0	0	0	0	
	SUBHADRA ALLOYS PRIVATE LTD			5000			5000	0.06				0	5000	0.08	0	0	0	0	
	Sub-Total (A)(1)		16	5882760	0	0	5882760	71.98	0	0	0	0	0	224050	3.81	0	0	5658710	
2.	FOREIGN																		
a.	Individuals (Non-Resident Individuals/ Foreign Individuals)		0	0	0	0	0	0	0	0	0	0	0	0	0	0	0	0	
b.	Government		0	0	0	0	0	0	0	0	0	0	0	0	0	0	0	0	
c.	Institutions		0	0	0	0	0	0	0	0	0	0	0	0	0	0	0	0	
d.	Foreign Portfolio Investor		0	0	0	0	0	0	0	0	0	0	0	0	0	0	0	0	
f.	ANY OTHER																		
	Sub-Total (A)(2)		0	0	0	0	0	0	0	0	0	0	0	0	0	0	0	0	
	Total Shareholding of Promoter and Promoter Group (A)= (A)(1)+(A)(2)		16	5882760	0	0	5882760	71.98	0	0	0	0	0	224050	2.74	0	0	5658710	

Details of Shares which remain unclaimed may be given hear along with details such as number of shareholders, outstanding shares held in dema/unclaimed suspense account, voting rights which are frozen etc.




Table III - Statement showing shareholding pattern of the Public shareholder

	Category & Name of the Shareholders (I)	PAN (II)	Nos. of Shareholder (III)	No. of fully paid up equity shares held (IV)	Partly paid-up equity shares held (V)	No. of shares underlying Depository Receipts (VI)	Total nos. shares held (VII = IV + V + VI)	Shareholding % calculated as per SCRR, 1957 As a % of (A+B+C2) (VIII)	Number of Voting Rights held in each class of securities IX			No. of Shares Underlying Outstanding convertible securities (including Warrants) (X)	Total Shareholding as a % assuming full conversion of convertible securities (as a percentage of diluted share capital) (XI)	Number of Locked in shares (XII)		Number of Shares pledged or otherwise encumbered (XIII)		Number of equity shares held in dematerialized form (XIV)	
									No of Voting Rights		Total as a % of Total Voting rights			No.(a)	As a % of total Shares held (b)	No.(a) (Not applicable)	As a % of total Shares held (Not applicable) (b)		
									Class X	Class Y									Total
1.	INSTITUTIONS																		
a.	Mutual Funds/		1	600	0	0	600	0.01	0	0	0	0	0	0	0	0	0	0	0
b.	Venture Capital Funds		0	0	0	0	0	0	0	0	0	0	0	0	0	0	0	0	0
c.	Alternate Investment Funds		0	0	0	0	0	0	0	0	0	0	0	0	0	0	0	0	0
d.	Foreign Venture Capital Investors		0	0	0	0	0	0	0	0	0	0	0	0	0	0	0	0	0
e.	Foreign Portfolio Investors		0	0	0	0	0	0	0	0	0	0	0	0	0	0	0	0	0
f.	Financial Institutions/ Banks		2	607500	0	0	607500	7.43	0	0	0	0	0	0	0	0	0	0	607500
	Names:																		
	ICICI BANK LTD	AAAC1195H		400000			400000	4.89				0	0	0	0	0	0	0	400000
	THE KARUR VYSYA BANK LTD	AAACT3373J		207500			207500	2.54				0	0	0	0	0	0	0	207500
g.	Insurance Companies		0	0	0	0	0	0	0	0	0	0	0	0	0	0	0	0	0
h.	Provident Funds/ Pension Funds		0	0	0	0	0	0	0	0	0	0	0	0	0	0	0	0	0
i.	ANY OTHER																		0
	Sub-Total (B)(1)		3	608100	0	0	608100	7.44	0	0	0	0	0	0	0	0	0	0	607500
2.	Central Government/ State Government(s)/ President of India																		
	Sub-Total (B)(2)		0	0	0	0	0	0	0	0	0	0	0	0	0	0	0	0	0
3.	NON-INSTITUTIONS																		
a.	INDIVIDUALS -																		
	I. Individual shareholders holding nominal share capital up to Rs. 2 lakhs.		1125	1063008	262500	0	1325508	16.22	0	0	0	0	0	0	0	0	0	0	311563
	II. Individual shareholders holding nominal share capital in excess of Rs. 2 lakhs.		5	314840	0	0	314840	3.85	0	0	0	0	0	0	0	0	0	0	201140
	Names:																		
	RAJESH NATHMAL KABRA	AAAPK9851H		152080			152080	1.86				0	0	0	0	0	0	0	152080
b.	NBFCs registered with RBI		0	0	0	0	0	0	0	0	0	0	0	0	0	0	0	0	0
c.	Employee Trusts		0	0	0	0	0	0	0	0	0	0	0	0	0	0	0	0	0
d.	Overseas Depositories (holding DRs) (balancing figure)		0	0	0	0	0	0	0	0	0	0	0	0	0	0	0	0	0
e.	ANY OTHER																		0
	BODIES CORPORATE		16	16652	22500	0	39152	0.48	0	0	0	0	0	0	0	0	0	0	9152
	HINDU UNDIVIDED FAMILIES		3	2000	0	0	2000	0.02	0	0	0	0	0	0	0	0	0	0	2000
	Sub-Total (B)(3)		1149	1396500	285000	0	1681500	20.58	0	0	0	0	0	0	0	0	0	0	523855
	Total Public Shareholding (B) = (B)(1)+(B)(2)+(B)(3)		1152	2004600	285000	0	2289600	28.02	0	0	0	0	0	0	0	0	0	0	1131355
Details of the shareholders acting as persons in Concert including their Shareholding (No. and %):																			
Details of Shares which remain unclaimed may be given hear along with details such as number of shareholders, outstanding shares held in dema/unclaimed suspense account, voting rights which are frozen etc.																			




Table IV - Statement showing shareholding pattern of the Non Promoter- Non Public shareholder

	Category & Name of the Shareholders (I)	PAN (II)	Nos. of Shareholder (III)	No. of fully paid up equity shares held (IV)	Partly paid-up equity shares held (V)	No. of shares underlying Depository Receipts (VI)	Total nos. shares held (VII = IV + V + VI)	Shareholding % calculated as per SCRR, 1957 As a % of (A+B+C2) (VIII)	Number of Voting Rights held in each class of securities (IX)				No. of Shares Underlying Outstanding convertible securities (including Warrants) (X)	Total Shareholding as a % assuming full conversion of convertible securities (as a percentage of diluted share capital) (XI)	Number of Locked in shares (XII)		Number of Shares pledged or otherwise encumbered (XIII)		Number of equity shares held in dematerialized form (XIV) (Not applicable)
									No of Voting Rights			Total as a % of Total Voting rights			No.(a)	As a % of total Shares held (b)	No.(a) (Not applicable)	As a % of total Shares held (Not applicable) (b)	
								Class X	Class Y	Total									
1.	Custodian/DR Holder		0	0	0	0	0	0	0	0	0	0	0	0	0	0	0	0	0
	Employee Benefit Trust (under SEBI (Share based Employee Benefit) Regulations, 2014)		0	0	0	0	0	0	0	0	0	0	0	0	0	0	0	0	0
2.	Total Non-Promoter- Non Public Shareholding (C)= (C)(1)+(C)(2)		0	0	0	0	0	0	0	0	0	0	0	0	0	0	0	0	0

